

# Starburst

Tabletopper is 22" x 22".



*Moda fabric:*

## Tapestry

*by:*

FIG TREE & CO

**Moda Candy:**

8-2½" x 2½" Light squares

29-2½" x 2½" Med/Dark squares

**Background:** (½ yard)

6-2½" x WOF strips

subcut 84-2½" x 2½" squares

**Binding:** (¼ yard)

3-2½" x WOF strips

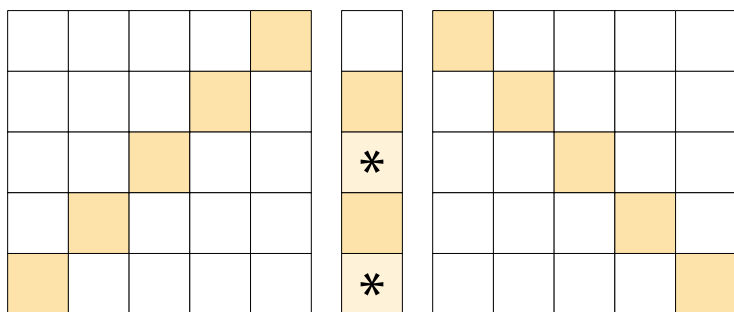
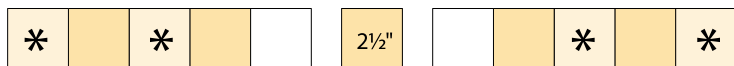
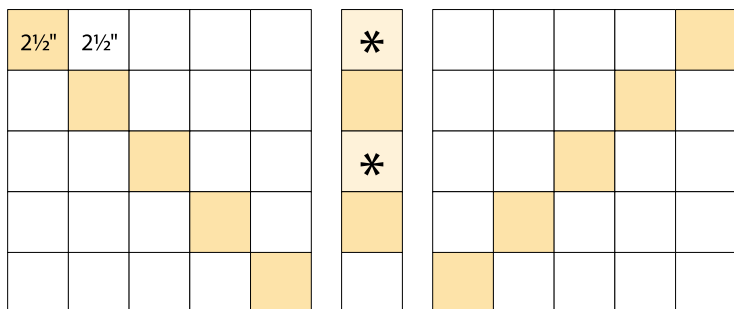
**Backing:** ¾ yard

*So yummy...you can't sew just one*



*moda*

**1** Assemble the 2½" squares in sections as shown. Note the placement of the Medium/Dark squares and the Light squares. *Refer to the quilt for print placement.* Combine the sections.



**2** Sew the 3-2½" x WOF Binding strips together. Layer, quilt and bind. ENJOY!